

Tips and Techniques for Accelerating Your Writing

Professional development

Capt. Noe Lorona

Army Software Factory





Writing is an essential skill for communication, influence, and professional growth. However, many people struggle with getting started, maintaining momentum, or overcoming writer's block. Whether you are crafting a technical report, a blog post, or a journal article, accelerating your writing process requires a combination of structure, strategy, and motivation. Below are some key steps to help you write faster, more effectively, and with greater confidence.

Set Writing Targets and Deadlines

Deadlines create urgency, which helps overcome procrastination. Without clear goals, writing projects can linger indefinitely. To stay on track, set word count goals by breaking your writing into manageable word count targets per session. Use timers, such as the Pomodoro technique, to write for 25-30 minutes with short breaks to maintain momentum. Commit to a publishing date, even if self-imposed, as having a target completion date adds accountability. Writing with intent makes a difference, so align ideas with the format and audience.

Self-imposed deadlines create urgency. Writing communities provide motivation.

Pairing up with someone who checks in on your progress can be a game changer.

	Low Motivation	High Motivation
High Urgency	<p> Panic Mode</p> <p>You feel the pressure to write, but the motivation just isn't there. You have a deadline, but you're not prioritizing the work. The focus isn't there, and the whole process feels stressful.</p>	<p> Creative Flow</p> <p>This is where everything clicks. Writing comes naturally. The urgency matches your enthusiasm, and ideas turn into action. You're on fire, and the words just flow.</p>
Low Urgency	<p> Stuck in Limbo</p> <p>You have neither the desire nor the drive to write. No clear idea, no inspiration, and little to no urgency. You're just not in the mood, and that blank page seems overwhelming.</p>	<p> Perpetual Daydream</p> <p>You're excited about writing, and the ideas are flowing in your mind, but something always gets in the way of actual writing. You're waiting for the "perfect moment," but that moment never arrives.</p>

Take a Stroll in the Idea Phase

Before you start drafting, invest time in generating and refining your ideas. Rushing into writing without a clear direction often leads to disorganized thoughts and multiple rounds of heavy revisions. Do not rush into drafting; instead, stay in the idea phase longer. Use mind mapping to create a visual representation of your ideas and their connections to ensure logical progression. Brainstorm by jotting down all your thoughts, no matter how scattered they may seem, and categorize them later. Backward planning is useful. Begin with the final goal in mind to make it easier to structure the supporting arguments or sections leading up to it. Sticky notes or index cards help by allowing you to write key points down and arrange them physically to sort and prioritize content.

Sometimes there's a fear of lacking structure that holds people back from writing.

But by spending more time in the idea phase, you create a framework to guide your writing.

Write First, Edit Later

One of the biggest roadblocks in writing is self-editing too soon. If you obsess over perfecting each sentence as you go, you may find yourself stuck in an endless loop of minor revisions without significant progress. Focus on getting words onto the page without worrying about grammar or structure initially. Once your ideas are fully formed, you can refine and polish them during the editing phase. Write first, edit later, and do not worry about small mistakes.

*When I was writing for my degree, I was drafting over eight pages per week.
I learned that words on paper are better than a blank page. Write now, edit later.*

Leverage AI Tools

Technology can be a powerful asset in streamlining your writing process. AI-driven tools such as generative AI chatbots, grammar tools, and speech-to-text software can enhance efficiency. AI can help generate additional content, suggest different perspectives, or provide related concepts to enrich your writing. Grammar and style checks allow you to catch typos, improve sentence flow, and ensure grammatical accuracy without spending excessive time on manual proofreading. Text-to-speech tools let you listen to your writing being read aloud to detect awkward phrasing or unclear sentences. Voice dictation can be beneficial if typing slows you down, as speech-to-text tools can transcribe spoken ideas, allowing you to capture your thoughts quickly and structure them later.

*AI won't and shouldn't write your paper for you, but it can refine your words
and make them more professional. Use AI as an enabler, not a crutch.*

Find Your Flow

Just as a software developer experiences a "flow state" in coding, writers can achieve a similar deep focus when writing. Optimize your environment to encourage this state. Eliminate distractions by closing unnecessary tabs, putting your phone on silent, and setting specific time blocks for writing. Set a routine by dedicating time each day to help train your brain into a writing mindset. Using background noise, such as white noise or ambient sounds, can help maintain focus and drown out distractions. Experiment with different writing locations, as some people work best in a quiet home office, while others thrive in a coffee shop or library.

*I've walked on a treadmill while dictating ideas and ended up with
several pages of content without typing a single word.*

Embrace Collaboration and Accountability

Writing does not have to be a solo endeavor. Working with others can provide accountability, feedback, and motivation. Pair writing is like pair programming (an extreme programming practice), where a partner keeps you on track and gives feedback. Join writing groups to gain community support that encourages productivity and provides valuable critiques. Leveraging peer reviews ensures that another set of eyes can review your work to catch mistakes and improve clarity. A partner keeps you on track and gives feedback.

Overcome Writer's Block

If you find yourself struggling to write, try different methods to break through the block. Take a walk. Physical movement can clear your mind and spark new ideas. Talk it out by dictating your thoughts using a speech-to-text tool. Write the worst version first and refine it later. Getting something on paper, even if it's rough, is easier to fix than starting from scratch. Use writing prompts to trigger new ideas if you feel stuck.

Iterate and Refine

Like Agile development, writing benefits from continuous iteration. Plan your writing by outlining your main points before drafting. Write freely without excessive self-editing. Review and revise by refining structure, improving clarity, and adjusting for tone. Get feedback by sharing your draft with others or by running it through some AI for constructive input. An outline is an MVP (minimum viable product) and should not be seen as final but as a guide to shaping your work. By treating writing as an iterative process, you reduce the pressure of perfection and gradually improve the quality of your work over time.

Final Thoughts

Writing faster is not about rushing; it's about optimizing your process. By planning your content, leveraging AI tools, setting clear goals, and embracing a flow state, you can accelerate your writing while maintaining impact and clarity. The more you write, the more natural and effortless it becomes. Start today and watch your writing speed and confidence grow!

AI Disclaimer

Although AI was used to help with rewriting style and formatting, it did not generate the content. All content was the original thoughts of this author, and AI was only leveraged as a writing assistant.